


INSTALLATION AND COMMISSIONING INSTRUCTION

FAS interface module

FAS interface module



Part.-No.: 670053

Application: Module for the automatic control of the emergency open function via volt free contact of a fire alarm system.

Operating voltage:	24 V DC
Standby consumption:	<10 mA
Ambient temperature range:	0 ... +40 °C
Housing:	without, equipped circuit board
Dimensions (WxHxD):	27 x 19 x 13 mm
Connections:	Screw terminal 1,5 mm ² (rigid wire)
FAS contact:	Normal open switch at alarm status

FAS interface module

Module for direct connection of a FAS on a EMB-SHEV control unit (EMERGENCY OPEN).

To implement a „FAS function“ (EMERGENCY OPEN and EMERGENCY-CLOSE) on the module requires a licensed version of the control unit software.

Feature / Equipment:

- For connection to detector line input of SHEV control units
- Line monitoring between control unit and module

NOTE

Connection FAS module can alternatively be carried to automatic detectors.

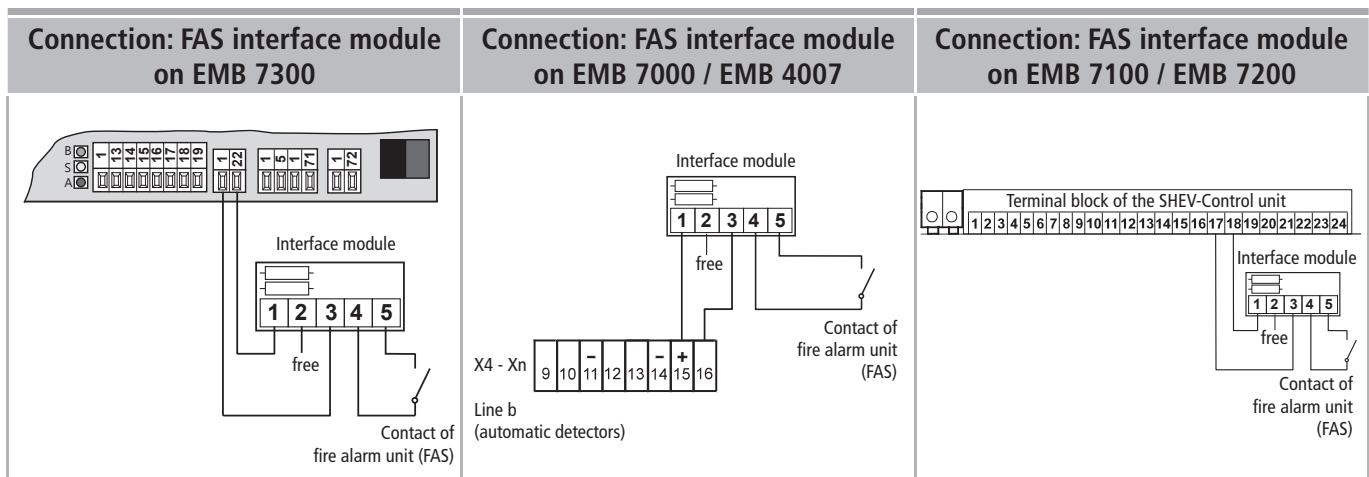
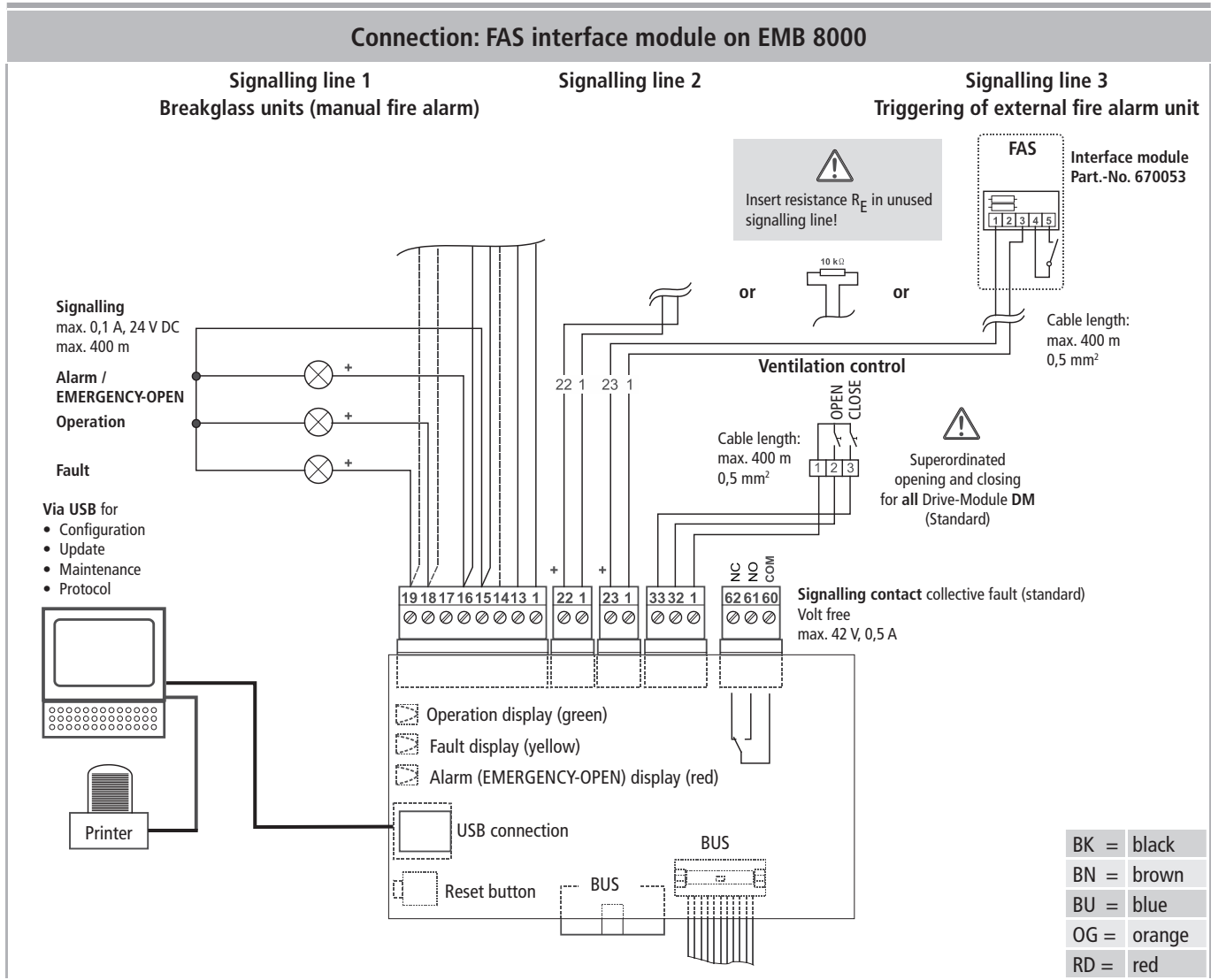


Warranty claims require proper and professional assembly, installation and maintenance in accordance with national regulations and manufacturer's instructions as to SHEV Control Unit. Always disconnect the system from power supply and back-up battery voltage prior to any installation or modification work on the control unit.



Strictly observe the information given in the SHEV Control Unit description when mounting the **FAS interface module**. Setting of „FAS function“ requires the software of the control unit's manufacturer. Keep this instruction over the lifetime of the control unit.

CONNECTION: FAS INTERFACE MODULE ON SHEV-CONTROL UNITS



www.aumueller-gmbh.de

AUMÜLLER AUMATIC GMBH
Gemeindewald 11
86672 Thierhaupten

Tel. +49 8271 8185-0
Fax +49 8271 8185-250
info@aumueller-gmbh.de